

The other kind of
industrial door.
Stacking doors
SPACELITE®

BUTZBACH - THE DOOR COMPANY.®




Reliability from experience

Butzbach was founded in 1953 and is now in its second generation as a German family business. With more than 250 employees, we are the specialist for industrial and hangar doors.

Our unique combination of opening technology and door filling made of translucent fibreglass has created a whole new type of door. It is superior to conventional doors in many dimensions: through flexibility in adapting to your requirements, maximum reliability and economy over the long term.

EXPERIENCE OUR DOORS IN ACTION.

Download the Artivive app free of charge via the QR code and move your smartphone over the images marked  in the brochure.



Proven to work in practice worldwide

Stacking doors **SPACELITE®**

Braunschweig (GER)

Car dealership MK Maring

Butzbach SPACELITE stacking doors made of real glass add to the stylish appearance of the modern car dealership. They convey technicality, aesthetics and an inviting openness and visually elongate the glass facade.



Tel Aviv (ISR)

Sheeva High School

A light-flooded canteen that becomes a covered terrace at the touch of a button: Instead of a fixed glass facade, SPACELITE doors with panorama elements were installed here. This floods the spacious interior with light without dazzling.



Brussels (BE)

Intercommunal Transport Company STIB

During the comprehensive refurbishment of the bus maintenance hall, a total of 21 SPACELITE stacking doors and 4 NOVOSPRINT high-speed doors from Butzbach were installed. The facade was designed to match with translucent fibreglass elements.



Abu Dhabi (AE)

Formula 1 race circuit

Maximum reliability and optimal lighting conditions in the pits: Both could be perfectly realised by installing 81 SPACELITE stacking doors and 6 SECTIOLITE sectional doors with fibreglass filling from Butzbach.



One door

Many possibilities

Every business is unique. Our SPACELITE doors too.

In the first step, we analyse your requirements within the scope of personal consultation. We then work out a proposal for a solution fully tailored to your needs.

Because with SPACELITE your demands for function, format and design determine the door.

In this way, based on the basic models, you receive exactly the configuration – from a variety of equipment options, controls and pulse transmitters, as well as different model variants, material combinations and surface refinement – which offers you real added value.

Door panel fillings

Depending on the function and design, you can choose from different door panel fillings:

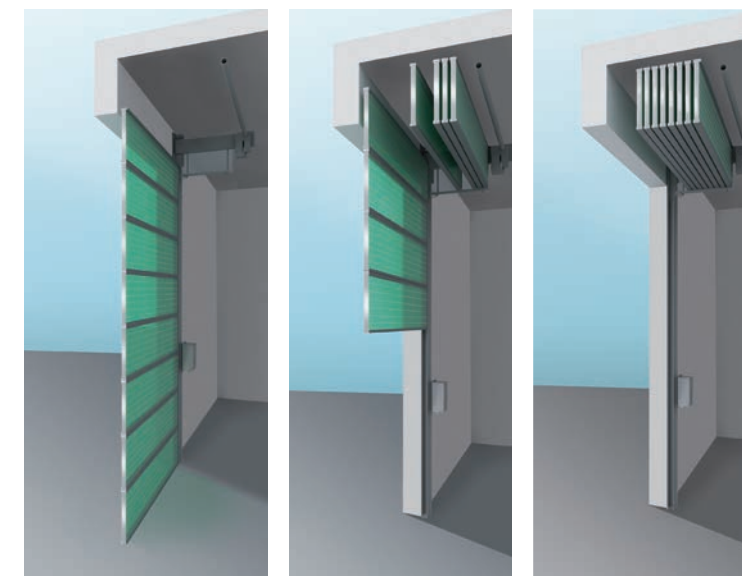
Twinwalled fibreglass, acrylic panes, double insulating glass or special fillings such as perforated plates with individual patterns or laminated image motifs.

Opening technique

Stacking doors

SPACELITE®

When opening, the door elements line up vertically and compactly behind the lintel. Thanks to the wall fastening without ceiling suspension, the door is suitable for almost all applications – in new buildings and renovations.



You can find more completed Butzbach projects at www.butzbach.com.



The innovative material **FIBREGLASS**

Fibreglass – a material that, thanks to its positive properties, is also used in shipbuilding and in the aerospace industry. In addition to properties such as stability, durability, thermal insulation and resilience, fibreglass from Butzbach impresses above all with its light transmission.

At Butzbach, fibreglass was introduced as a material for industrial doors, hangar doors and facade elements more than 40 years ago and has been continuously developed ever since, in line with market requirements.



Your benefits at a glance



Light transmission up to 78%

The light transmission creates a natural incidence of light without glare or hard shadows. A pleasant working atmosphere without any industrial lighting is the result. This saves energy and thus costs. Also an eye-catcher at night!



Low dead weight

Fibreglass thus enables extreme spans without additional reinforcement profiles and substructures for quick assembly.



Flexible and stable at the same time

Even with large spans, it withstands high pressure and suction forces, such as wind load. Long service life even under heavy use.



Corrosion resistance

The material is resistant to moisture, environmental influences and changing temperatures, making it a popular material for a wide range of applications.



Thermal insulation

Fibreglass panels achieve excellent thermal insulation values. Harmful UV rays are absorbed 100% and differences in temperature are evened out. This leads to higher protection for sensitive goods and the entire interior.



Appealing appearance

In addition to the colours brilliant and emerald green, individual image motifs can also be laminated. The combination of facade elements and doors made of the same material creates interesting building fronts with a uniform look.



Stacking door **SPACELITE®** The individual door

- Door formats up to 5.50 m wide or 9 m high.
- Door panels with thermally-insulated twinwalled fibreglass with an installation thickness of 40 mm.
- Light transmission up to 78% (depending on colour and thermal insulation).
- Thermal insulation up to $U_p = 1.4 \text{ W/m}^2\text{K}$.
- Optional vision elements made of acrylic or real glass.



Stacking door **SPACELITE® XL** Pretty big

- Door formats up to 25 m wide or 24 m high.
- Door panels with thermally insulated twin-walled fibreglass with an installation thickness of 60, 80 or 150 mm, door panel height approx. 1.000 mm.
- Thermal insulation up to $U_p = 0,83 \text{ W/m}^2\text{K}$.
- Optional integrated vision panels.

On display The showcase among the doors

The decision for our HTvision pays off for you in several ways. You present your company and your product alike in a refined atmosphere – during and outside business hours. Thanks to extensive glazing without disturbing vertical profiles, this variant harmonises perfectly with your individual facade design and ensures generous and non-reflective visual contact from every perspective.

Advantages over transparent plastic glazing



Up to a width of 3980 mm
without vertical bars



Elegant & high quality design



Twin-walled ESG tempered
safety glass with excellent
thermal insulation



Permanently no scratches or
cleaning marks as well as no
tarnishing or fogging



No visual distortion of the
glass fields



No undesirable
mirroring effect

Stacking door **SPACELITE®** HTvision Pretty clear

- Door panels with ESG tempered safety glass and thermal insulation values up to $U_g = 1.1 \text{ W/m}^2\text{K}$.
- Real glass panels without vertical bars (inter-spacers) up to a door width of 3.98 m.
- Choose from different inter-spacer colours up to a door width of 5.50 m.
- Compliant with the Technical Rules for the Use of Glazing on Linear Supports (TRLV) and DIN 18008-2 for overhead glazing.



Space for individual wishes



Humid and wet areas, washing bays

Moisture, aggressive circulating air and contact with cleaning agents pose an enormous challenge for all door materials over the long term. SPACELITE offers the possibility of permanently protecting all essential structural elements from these influences. Our non-corrosive fibreglass and mineral glass door fillings do the rest to enhance the appearance and significantly extend the lifetime of the door.



Thermal insulation

Do you need a door with high light transparency and good thermal insulation values at the same time? In this case, we equip the SPACELITE with additional insulation - whether through a multi-chamber system in the fibreglass, plastic profiles on the inside of the door panels or additional sealing on the guide rails - all these measures pay off in energy savings and pleasant working areas.



Movable track

A multiple door system with mobile intermediate supports can be the optimal solution for wide openings. Only if necessary is the entire width made available for wider vehicles or aircraft by moving the support. This means that the width of a door can be doubled or even tripled.



Laminated motifs

The fibreglass panels are manufactured and further developed internally. Individual motifs can be laminated directly into the fibreglass. Last but not least, with night backlighting, this enables an individual design of your company building, because every door becomes an illuminated advertising hoarding.

Outdoor installation

Especially when it comes to renovations, there is often no space inside for the door mechanism. For these cases, SPACELITE offers a solid and attractive solution: The door construction is simply attached to the outside of the building with suitable weather protection.



Door element

There is no need for an emergency opening, but a fully-fledged entrance door that is visually identical to the door? Then we recommend our side entrance door, which harmonises with the door with its material and design and ensures reliable separation of walkways and vehicle routes.



Swing-away side part

You need all the advantages of a fully-fledged entrance door that is separate from the door, but you also occasionally need the entire passage width of the opening? In this case, we design the door element as a swing-away unit over its full height.



Combination with a high-speed door

With this hybrid solution, you create optimal conditions for both operating and idle times. It combines the NOVOSPRINT high-speed door, which is designed for high speed and high cycle rates, with the SPACELITE outside door. During peak periods, only the high-speed door is active. During rest periods, SPACELITE ensures a protected and optimally thermally insulated building closure.



More than just standard

Safe doors for every installation situation

Safety edge control

The reliable combination of optoelectronic safety edge control device and electromechanical overrun switches stops and reverses the door in every position of the closing process as soon as it encounters an obstacle. In addition, the door level can be protected without contact using a photo cell, a light grid or other sensors.

Anti-drop device

The low-maintenance anti-drop device integrated in the tracks and thus protecting all sides, reliably catches any uncontrolled closing movement of the SPACELITE door panels. No components are damaged by this process and the TÜV-tested anti-drop device can be used again immediately after the door has been repaired and a professional functional test has been carried out.

It is easy to assemble and therefore also ideal for retrofitting to all makes of door without anti-drop device.

Safety rails also prevent the door elements from dropping on the stacking cassette from the parking area.

Minimizing the risk of injury

The solid tracks made of thick-walled aluminium are closed on three sides for maximum safety. This means that reaching into moving parts and the associated risk of crushing and injury is almost excluded. Furthermore, there is no risk of injury from protruding hinges, spiral cables or similar hazards, since these structural elements are completely omitted.

Overload protection

Unique, mechanical overload protection prevents damage to door components in the event of abnormal loads such as collisions or improper handling by immediately switching off the actuator.

Extreme climatic conditions

The fibreglass door filling and the aluminium frame material have almost identical thermal behaviour under extreme temperature conditions, which is why this material combination is ideally suited for safe use in all climate zones.



Our doors are popular backdrops for films, commercials and photos. Keep your eyes open.

Pretty secure

Burglar-resistant stacking doors

Can certified security go hand-in-hand with an attractive design?
This is possible with our SPACELITE stacking door.

In contrast to the heavy steel doors customary on the market, the fibreglass used in burglar-resistant Butzbach doors offers you high light transmission and appealing aesthetics, while also stable and flexible. Inside the building there is a pleasant and bright working atmosphere.

Protect your valuables with style and certified burglar-resistant doors.

Your benefits at a glance



Light transmission up to 78%



Certified security



Appealing design



What is RC?

RC stands for resistance class.

What is an RC test?

The classic RC test is the determination of the resilience of a door under static and dynamic loads with defined forces in a specified time.

According to which standards is the door tested?

The test is carried out according to the standards DIN V ENV 1627 and DIN/TS 18194. Here, the various classes are distinguished with increasing protective effect.

What is the difference between an RC3 and an RC2 stacking door?

In contrast to the RC2-certified stacking door, the RC3-certified SPACELITE HT40 stacking door has additional profiles on all door panels, an electromechanical lock and additional fixing brackets have been installed.

Security can be beautiful too

Our certificates

Whether large or small, all SPACELITE doors are certified according to the specifications of the RC (Resistance Class) standards.
You can find an overview of our pretty secure portfolio here:

| | RC2 | WK2* | RC3 | WK3* |
|-------------|-----|------|-----|------|
| HT40 | ■ | ■ | ■ | ■ |
| HT60 | ■ | ■ | - | - |
| HT60XL | ■ | ■ | - | - |
| HT80 | ■ | ■ | - | - |
| HT80XL | ■ | ■ | - | - |
| HT150 | ■ | ■ | ■ | ■ |
| HT150XL | ■ | ■ | ■ | ■ |
| HT180hybrid | ■ | ■ | ■ | ■ |

* WK stands for the german word „Widerstandsklasse“. The test procedure differs only minimally from RC testing and also the standards for Resistance Class (RC) is now more common and used internationally.

Butzbach solutions in all their variety



Sectional doors SECTIOLITE®

- High opening speed, can be combined with other optional functions.
- Best working conditions in the building through the translucent fibreglass filling.
- More economical, safer and reliable operation.



High-speed doors NOVOSPRINT®

- Side opening for twice the speed and a significant increase in safety.
- Up to 350,000 openings per year: Developed for the highest demands and application frequency.
- Innovative durability, reliability and efficiency.



Schiebetore HANGAR DOORS

- Complete reliability and operational safety.
- Best light conditions through the translucent fibreglass filling.
- Individual project support from first draft to aftersales service.



Fibreglass facades VARIOPLANplus®

- Innovative combination of materials: Aluminium frame construction with fibreglass filling.
- High light transmission, low dead weight, very good thermal insulating properties and outstanding longevity.

For more information visit www.butzbach.com.

Facts and versions Stacking doors **SPACELITE®**

| SPACELITE® HT40 | SPACELITE® HTvision | SPACELITE® HT40 | SPACELITE® HTvision | SPACELITE® HT60/HT60XL | SPACELITE® HT80/HT80XL | SPACELITE® HT150/HT150XL |
|-----------------|--|------------------|---------------------|------------------------|------------------------|--------------------------|
| Door size | Width min./max. (clear opening width) | 1.000 / 5.500 mm | 1.000 / 5.500 mm | 1.000 / 7.500 mm | 2.000 / 10.000 mm | 2.000 / 15.000 mm |
| | Height min./max. (clear opening height) | 1.000 / 8.920 mm | 1.000 / 5.000 mm | 1.000 / 13.000 mm | 1.000 / 16.000 mm | 2.000 / 16.000 mm |
| | Headroom requirement standard min. | 700 mm | 700 mm | 750 (1.250) mm | 1.250 mm | 1.360 mm |
| | Space requirement total depth min. / max. | 620 / 1.540 mm | 820 / 1.540 mm | 1.015 / 1.850 mm | 1.180 / 2.350 mm | 1.720 / 3.100 mm |
| | Space requirement on the motor side / not on the motor side min. | 130 / 130 mm | 130 / 130 mm | 200 / 200 mm | 200 / 200 mm | 380 / 380 mm |
| | Height vision panel lower edge / upper edge in standard | 500 mm | 500 mm | 500 (1.000) mm | 1.000 mm | 1.000 mm |

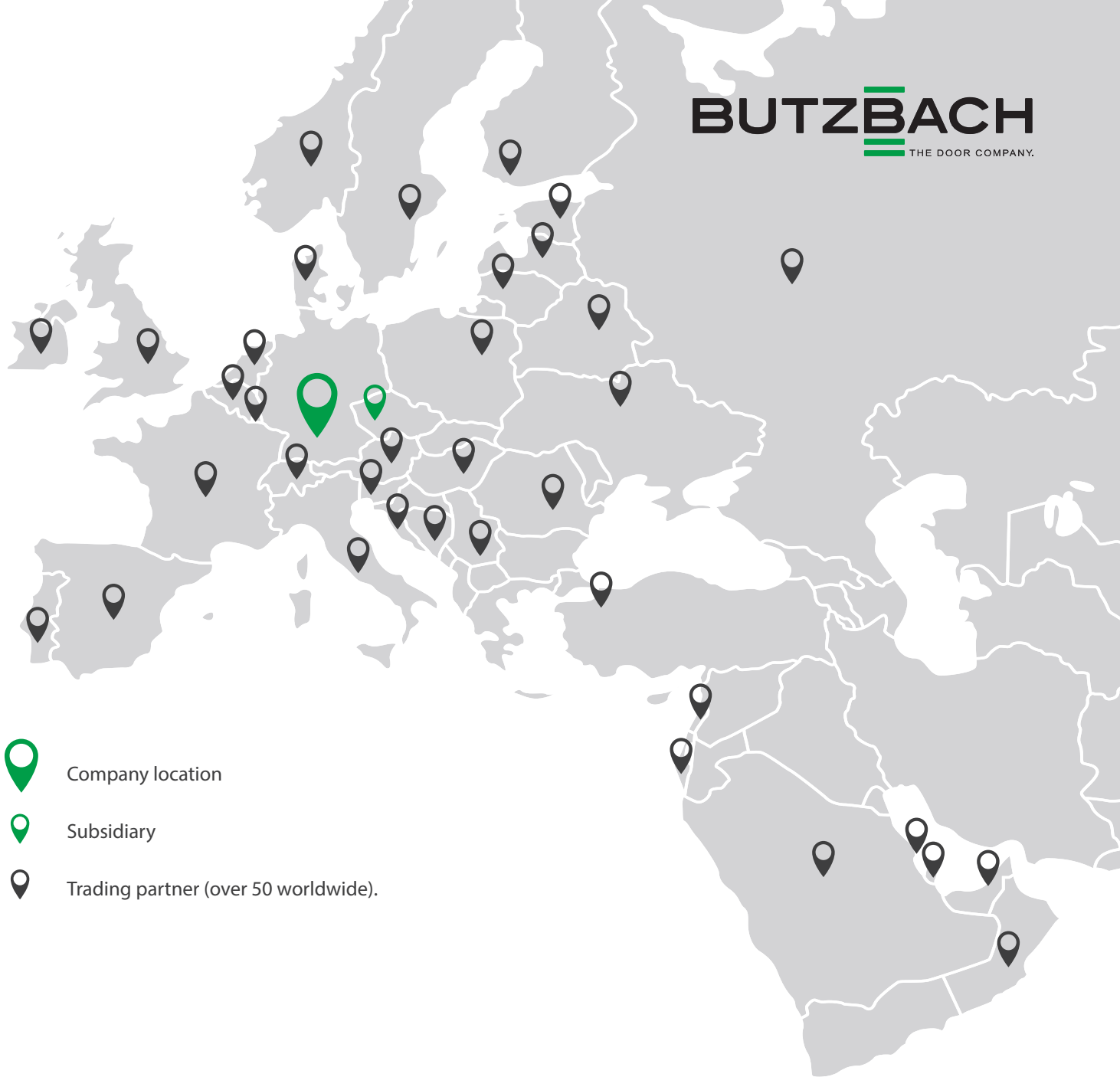
| | | | | | | |
|-----------------------------|---|--|--|-------------|--------------|--------------|
| Performance characteristics | Designed for ... opening cycles per year | 50.000 | 30.000 | 30.000 | 30.000 | 30.000 |
| | Continuous operation: Up to ... opening cycles per hour | 20 | 10 | 10 | 10 | 10 |
| | Opening speed max. | 40 cm/s | 25 cm/s | 14 cm/s | 14 cm/s | 10 cm/s |
| | Operating forces/safe opening according to EN 13241-1 | complied | complied | complied | complied | complied |
| | Water tightness according to EN 12425 | Class 2 | Class 2 | Class 2 | Class 2 | Class 2 |
| | Resistance to wind load according to EN 12424 up to | Class 5 | Class 5 | Classe 5 | Class 5 | Class 5 |
| | Resistance to airborne sound Rw according to EN ISO 717-1 up to approx. | 21 dB | 21 dB | 23 dB | 26 dB | 30 dB |
| | Thermal resistance Up according to EN 12428 up to | 0,65 W/m²K | 1,1 W/m²K | 1,1 W/m²K | 1,1 W/m²K | 0,83 W/m²K |
| | Air permeability according to EN 12426 up to | Klasse 3 | Klasse 3 | Klasse 3 | Klasse 2 | Klasse 2 |
| | Burglar resistance according to DIN/ TS 18164 up to | RC2 / RC3 | - | RC2 | RC2 | RC2 / RC3 |
| | Fire protection class - filling - according to DIN 4102 up to | B2 | - | B2 | B2 | B2 |
| | Selectivity number S - filling - (rV / g-value) | 1,7 | 1,35 | 1,3 | - | - |
| | Temperature application range standard min. / max. | -5 / 40 °C | -5 / 40 °C | -5 / 40 °C | -5 / 40 °C | -5 / 35 °C |
| | Radar reflection insulation up to | 20 dB | - | - | - | - |
| | Resistance class according to DIN 356 | P3A | P4A | P3A | P3A | P4A |
| | Power supply Standard | 1L / N / PE 230V 50 Hz 3L / N / PE 400V 50 Hz | 1L / N / PE 230V 50 Hz 3L / N / PE 400V 50 Hz | 400V / 50Hz | 400V / 50 Hz | 400V / 50 Hz |

| | | | | | | |
|----------------|--|-----------------|-----------------|-----------------|-----------------|-----------------|
| Sustainability | DGNB compliant contribution at ENV1.3 | Quality level 1 | Quality level 1 | Quality level 1 | Quality level 1 | Quality level 1 |
| | Requirement AgBB scheme - filling - | erfüllt | - | - | - | - |
| | Recyclable components approx. | 65% | - | - | - | - |
| | Energy efficiency/ Hi value other components approx. | 21,0 MJ/ kg | - | - | - | - |
| | Silicone-free production | complied | complied | complied | complied | complied |

| | | | | | | |
|-------------------|--|---|---|---|---|---|
| Safety equip-ment | Integrated TÜV certified fall arrester | X | X | X | X | X |
| | Mechanical overload protection | X | X | X | X | X |
| | OSE as safety edge device | X | X | X | X | X |
| | Anti-lift device | X | X | X | X | X |
| | Guide rail closed on three sides | X | X | X | X | X |
| | Light curtain (mounted in front) for contactless reversing | + | + | + | + | + |
| | Sensor solutions for opening and monitoring | + | + | + | + | + |
| | Optical or acoustic warning signals | + | + | + | + | + |

| | | | | | | |
|---------|---|---|---|---|---|---|
| Options | Outdoor installation with shelter | + | + | + | + | + |
| | Swing-away side part | + | + | + | + | + |
| | Swing-away side part with door | + | + | + | + | + |
| | Movable track | + | + | + | + | + |
| | Can be combined with a NOVOSPRINT high-speed door | + | + | + | + | - |
| | Suitable for wet room/ damp room (car wash) | + | + | + | + | + |
| | Laminated motifs in infill | + | - | + | + | + |
| | Customised solutions | * | * | * | * | * |
| | | | | | | |

X = Standard
+ = Optional
* = On request
- = Values for this door type are not meaningful or not yet collected.
Many safety devices and options can be combined with each other. Specifications may vary depending on size, application and equipment. We reserve the right to make changes at any time!



Company location



Subsidiary



Trading partner (over 50 worldwide).

Butzbach GmbH Industrietore | Weiherstraße 16 | 89293 Kellmünz (Germany)
Tel. +49 8337 901-0 | info@butzbach.com | www.butzbach.com

BUTZBACH - THE DOOR COMPANY.®

Visit us on YouTube!

